

# SmartPower 48V50Ah (3U)

## SCIFP4850 lithium-ion battery system

SCIFP4850, a powerful 48V LiFePO<sub>4</sub> battery product, has been especially designed to provide power backup for remote or outdoor telecom sites. Its modular design enables parallel installation meeting also the needs for larger power back up.



### Benefits

- Increased energy in given space
- Easy installation and upscaling
- High operational reliability
- Optimized supervision strategy through remote control/diagnostic
- Excellent long life time
- Built-in intelligent BMS to protect the battery pack at any time and prolong its service life

### Standards

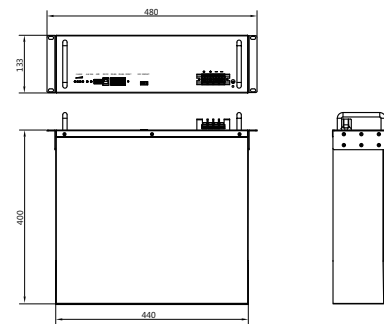
#### a. Product

- IEC 60950
- IEC 62321
- IEC 62133
- UN 38.3
- UL 1642
- UL 1973

#### b. MS certification

- ISO 9001
- ISO 14001
- OHSAS 18001

### Drawing



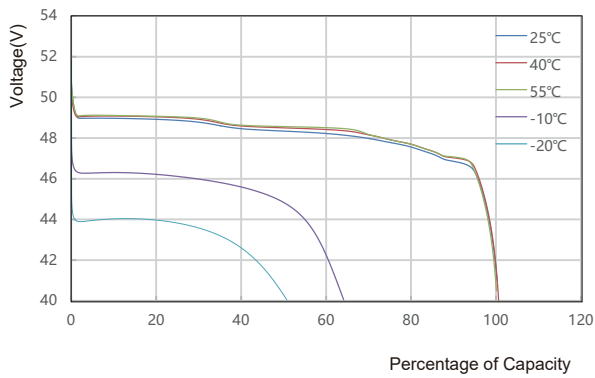
### Specifications

Nominal Characteristics		
Battery Model		SCIFP4850
Nominal Voltage		48V
Typical Capacity		50Ah(25 °C,0.2C)
Typical Energy		2400 Wh
Volumetric Energy Density		102.5 Wh/dm <sup>3</sup>
Gravimetric Energy Density		88.2 Wh/kg
Dimensions	Width	440mm
	Height	133mm(3U)
	Depth	400mm
Reference Weight		27.2Kg
Electrical Characteristics		
Voltage Window		40.5~54.0V
Charge Voltage Range		52.5~54.0V
Max. Continuous Discharge Current		50A
Max. Continuous Charge Current		50A
Faradic Charge Efficiency		99% (+20°C)
Energy Charge Efficiency		94% (+20°C)
Communication Interface (optional feature)		Modbus/SNMP/TACP
Additional Features (optional feature)		LCD Display
Operation Environment		
Charge Temperature		0°C to +55°C
Discharge Temperature		-20°C to +60°C
Storage Temperature		-20°C to +60°C
Protection Class		IP20

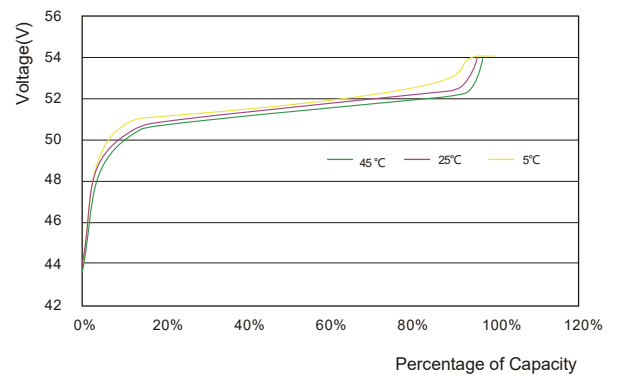
## Discharge Data

Constant Current Discharge Data(25°C)												
Voltage/V	Current/A		0.1C	0.2C	0.3C	0.4C	0.5C	0.6C	0.7C	0.8C	0.9C	1.0C
	Time/h											
45.0			9.560	4.902	3.283	2.442	1.943	1.601	1.369	1.191	1.050	0.950
43.5			10.017	4.993	3.339	2.475	1.978	1.634	1.399	1.210	1.080	0.970
42.0			10.094	5.041	3.374	2.517	2.008	1.654	1.409	1.232	1.090	0.980
40.5			10.201	5.090	3.390	2.533	2.021	1.674	1.420	1.240	1.099	0.989

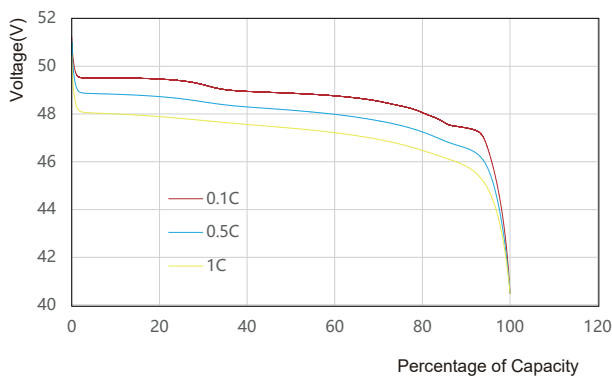
## Performance Curve



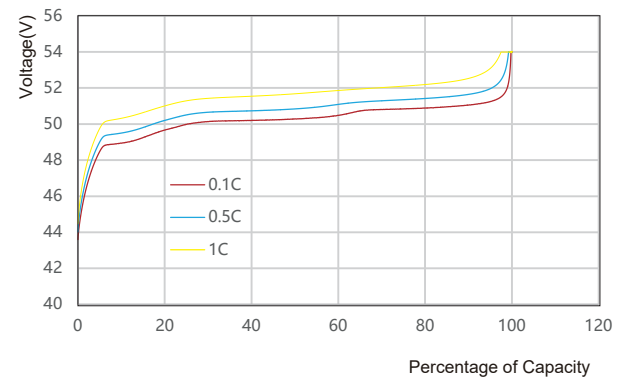
Discharge Curve at Different Temperature



Charge Curve at Different Temperature



Discharge Curve at Different Rate (25°C)



Charge Curve at Different Rate (25°C)

### Sacred Sun Power Sources Co., Ltd.

Add: No.1 Shengyang Road, Qufu 273100 PRC  
Tel: +86-537-4422313 Fax: +86-537-4411980  
Email: sales@sacredsun.cn

### Sacred Sun Hong Kong Co., Limited

Add: RM 19C Lockhart CTR 301-307 Lockhart RD Wan Chai, Hong Kong  
Email: admin.hk@sacredsun.hk

### Sacred Sun Asia Pacific Pte Ltd.

Add: 1 Ubi View, #04-12, Focus One, Singapore 408555  
Email: admin.sg@sacredsun.sg

### Sacred Sun Europe SARL

Add: ZAE Fontaine, 33210 Fargues, France  
Email: admin.eu@sacredsun.eu

### Sacred Sun MEA FZE

Add: No. 311 office, Building LOB 14, JAFZA, Dubai, UAE  
Email: admin.ae@sacredsun.ae